

KIDS CLUB BY POST

Weekly Pack 19
03/08/20

Baby Moses

Story and activities to do at home
while we are unable to meet.

Dont worry if you don't do everything in here.
Just do what you fancy and have fun!



This pack has been prepared by:

Andy Hughes - Urban Saints Wales, Susan Williams - Cynllun EFE and Capel Caersalem, Caernarfon,
Nia Williams - Capel y Drindod Pwllheli, Jennifer Roberts - Eglwys Unedig Jerwsalem Bethesda
with help, ideas and resources from Mair Roberts, Kathryn Williams, Jo Palmer, Gwyn Rhydderch,
Rachel Hughes, Heather Suthers, Gemma Roberts & Greg Leavers

Mae yna
fersiwn
Cymraeg
ar gael
hefyd

Please note that, for copyright reasons, this pack may ONLY be distributed in full, free of charge.
No single part of it may be separated or copied into any other publication without permission.
Contact AHughes@saintygymuned.org

Story



New Living Translation

A man and woman from the tribe of Levi got married. The woman became pregnant and gave birth to a son. She saw that he was a special baby and kept him hidden for three months. But when she could no longer hide him, she got a basket made of papyrus reeds and waterproofed it with tar and pitch. She put the baby in the basket and laid it among the reeds along the bank of the Nile River.



The baby's sister then stood at a distance, watching to see what would happen to him.

Soon Pharaoh's daughter came down to bathe in the river, and her attendants walked along the riverbank. When the princess saw the basket among the reeds, she sent her maid to get it for her. When the princess opened it, she saw the baby. The little boy was crying, and she felt sorry for him. "This must be one of the Hebrew children," she said.

Then the baby's sister approached the princess.

"Should I go and find one of the Hebrew women to nurse the baby for you?" she asked.

"Yes, do!" the princess replied. So the girl went and called the baby's mother.

"Take this baby and nurse him for me," the princess told the baby's mother. "I will pay you for your help." So the woman took her baby home and nursed him.

Later, when the boy was older, his mother brought him back to Pharaoh's daughter, who adopted him as her own son. The princess named him Moses, for she explained, "I lifted him out of the water."

Exodus 2:1-10

Taken from the Holy Bible, New Living Translation © 1996,2004. All rights reserved. Used by permission of Tynedale House Publishers Inc., Carol Stream, Illinois 60166.

Simple version

A baby boy had been born to a family in Egypt, but Pharaoh wanted every baby boy to be thrown into the river Nile. The mother hid her baby to keep him safe.

As he grew it became harder to hide him as he cried more. She put her baby in a basket and laid it in the reeds on the edge of the river. His sister stayed close to see what would happen.

The Pharaoh's daughter came to bathe in the river and saw the basket. She opened the basket and saw the baby. His sister approached the princess and asked, "would you like me to find someone to look after him". The princess agreed and the girl went to fetch her mother.

The princess told the mother "look after him for me, I name him Moses"



Questions to discuss:

After reading the story together, you could discuss these questions as a family:

1. When you were a baby, what did you sleep on? (Ask your parents).
2. In the story, the baby Moses had to be hidden. How easy do you think it is to hide a baby?
3. How did God make sure that baby Moses was saved?
4. How has God looked after you since you were born?




Story to colour

BABY Moses is safe

Print Free: www.lambsongs.co.nz

By Jill Kemp

Illustrated by Richard Gunther



God answered the prayers of his mother
and saved baby Moses.
God had a special plan for Moses
to save his people when he grew up.



The children of Israel grew up to be big
and strong and had to work hard for Pharaoh.
King Pharaoh said, "I will take away all the
baby boys before they are stronger than me."



Miriam had a beautiful baby brother.
She looked out of her window.
When the soldiers came the family hid the baby
and prayed that God would keep him safe.



Soon their baby was too big to hide.
His mother made a special little bed, in a basket,
to float baby down the river Nile, to a safe place.
"God will look after him," she said.



She tucked him in the bed and he went fast asleep.
"God keep our baby safe," she prayed.
Miriam, his sister, watched nearby.
Then the baby began to cry.



Miriam saw a Princess come down to the river.
Princess found the baby and she loved him.
"I will call him Moses," she said.
"but I need someone to help me look after him."




Princess saw Miriam and sent her
to find a lady to feed the hungry baby.
Miriam ran home to get her mother and said,
"Princess needs you to look after the baby!"



When he was bigger Moses went to live
with the Princess, in King Pharaoh's Palace.
Moses always loved God with all his heart
and knew that God had kept him safe.

Colouring



Short Prayer

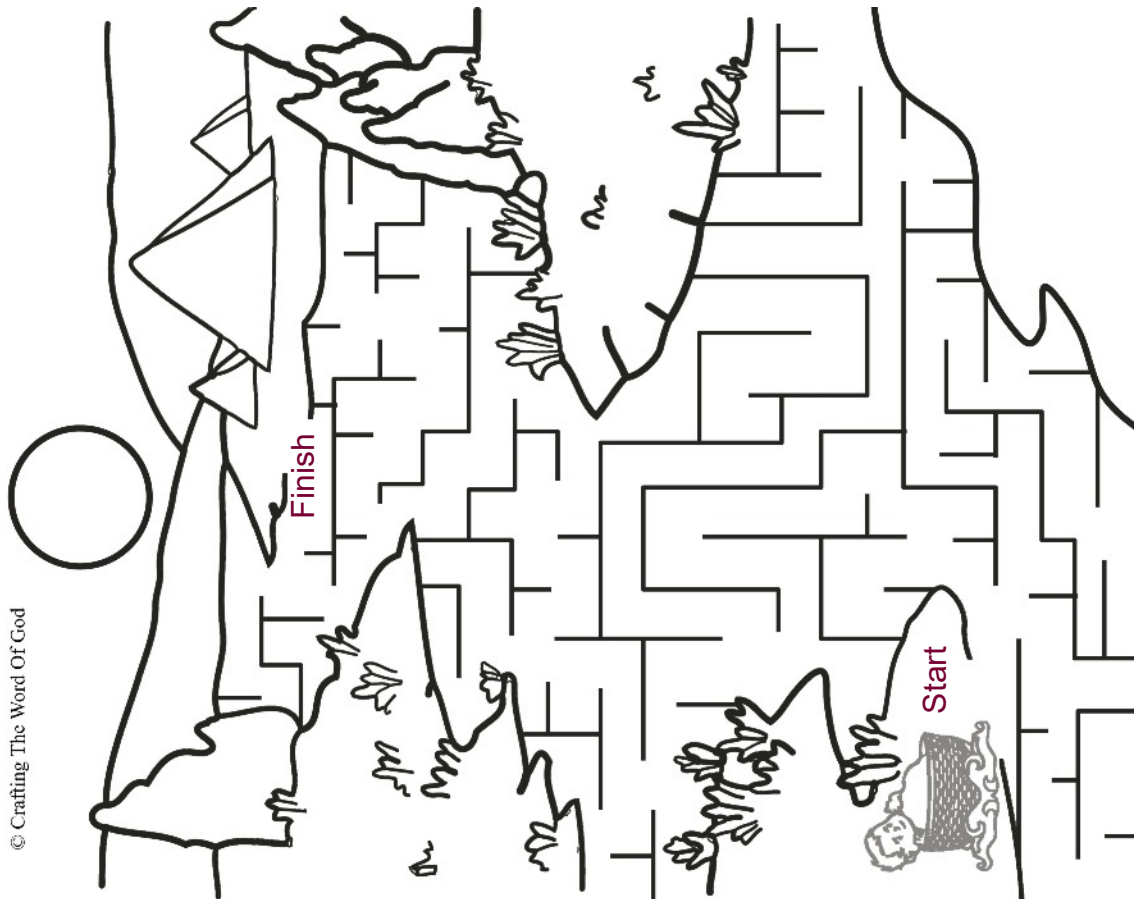
Dear God,
You have known everything about me since I was a baby.
Thank You for looking after me every day.
Thank You I have grown and learned so much.
Please help me to know You better every day.
Amen.



Puzzles

Someone has mixed up the letters of every word.
Can you unjumble them to find the verse?

I wonk het slalp I evah orf oyu,” yass eth dorL. “yeTh ear
nalps for dogod dan ton fro ritassed, ot vige uyo a urftue
nad a ophe. reJiheam patcher 92 serve 11



D G P H R N W A B O C E A H R N P W G T D S L F O

F L S P B I H O R N W A E

R N W A E C D F L S P B I

Wordsearch

L N M M J U R Y T R L U S I S T E R
 N H J A W A T C H I N G V H T X K O
 Q F O U N D W Q Q B K K F D X L S M
 K N X T P F H X V A V J Y F V C I Q
 Z U W Q D B A G J B V J W G T Z O K
 H K F Z E D P A P Y R U S S U E L B
 G M S P H A R A O H N U R S E K X K
 O Y E N Q R F S B K D A U G H T E R
 Q J A M O N G L M J G O E G S I D G
 Y Z P P K T D B K H N M V L X X X R
 J M M C K F Y A H P I Y D Y F V Y A
 K M O S E S U S D F L N O U O N A D
 K I D P Z V M K G O E Y D I A B H S
 U Z V O A R I E Y D P R R K H U D R
 Z T G M W I Y T D A S T E L O I K D
 K Y V P F B D I Z B P E E C P Y Y B
 J P B Z Y B H M I I H Q D D A U K X
 B F P W L V M O T H E R S S H X E P

BABY
 HIDDEN
 BASKET
 PAPYRUS
 NILE
 SISTER
 WATCHING
 PHARAOH
 DAUGHTER
 FOUND
 AMONG
 REEDS
 PAID
 MOTHER
 NURSE
 ADOPTED
 MOSES

C R N W A B O C E A H R N P W G T D S L F W A B O H



Links

Puppet sketch - Moses the baby https://youtu.be/n_YeTxMyaz4

Video of song of the week <https://youtu.be/PEKLYyQTB8>



Video of the story <https://youtu.be/gKdKTsEli2s>

Cartoon of the story <https://www.youtube.com/watch?v=vf-4x4iefQE&t=112s>



Information about Guardians of Ancora - a free game app. <https://guardiansofancora.com/>

Pole & Hannah's Sunday Club in a stable (subscribe free)

<https://www.youtube.com/channel/UCcVWq9xFIKOiE6ZVSBbJPQw>

Other resources: <https://www.prayerspacesinschools.com/prayer-spaces-at-home>

Creative Prayer

Floating prayers

You will need:

- Small paper cake cases
- Small pom-poms
- A bowl of water (or water in a sink)

What to do:

- Take one cake case.
- Think of someone who helps keep you safe or someone who needs help to be safe.
- Put one small pom-pom in the cake case.
- Say thank you to God for keeping you safe or ask God to help someone to be safe.
- After you pray, put the cake case onto the water to float.
- If you want, you could think of someone else to pray for and use another pom-pom and cake case.



Babies prayer

You will need:

- Paper strips
- Felt pens
- Glue or sellotape

What to do:

- Think of babies you know.
- Write a baby's name in the middle of a paper strip and decorate around it.
- As you decorate, ask God to help the little baby grow healthy and strong.
- Do the same with the other strips.
- Glue the two ends of one strip together to make a circle.
- Glue the two ends of the next strip and put it through the first circle before closing it to create a chain.
- Do the same with the other strips. You could hand them up and pray again later.



The Midwives

Here are pictures of midwives. Midwives help pregnant women and help to care for new babies. Today we have the story of Moses when he was a baby.



The Hebrew midwives saved the lives of baby boys. Moses was one of those babies.

Look at the pictures and think about the midwives working in your community to bring babies into the world safely and the care they give to the families they work with. Thank God for them and ask Him to help them in their important work.



Challenges



Raise money to help children all over the world

Save the Children is asking for help to raise money to help the children of the world who live in difficult places to stay healthy, safe and have the opportunity to learn.

Why not organize a Muddy Puddle Walk?

Everyone taking part would need to get people to sponsor them.

If you would like to have fun while helping children around the world, follow this link: <https://www.savethechildren.org.uk/how-you-can-help/events-and-fundraising/muddy-puddle-walk>



Save the Children



Baby pictures

Ask for help from your family to find pictures of each of you as babies. How about making an album of these?



Does it float?


Put a tick next to each of the things which you think would float.



Craft

In the last pack, we looked at the story of the paralysed man and you had the opportunity to weave mats. This week, because we're looking at the story of Moses, here's a chance to learn how to weave a basket.

Basket Weaving



You will need:

2 x A4 coloured card,
mug with rim of 9cm diameter,
ruler, pencil, scissors,
glue stick.



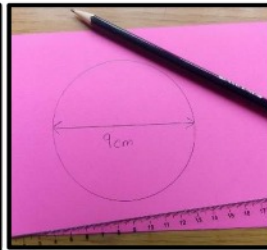
1. Measure 4 strips of card
2cm x 30cm. cut out.




2. Draw around the rim of the mug.

The rim of the mug must be 9cm in diameter.


(The diameter of a circle is a line from one side directly to the opposite side through the centre) Cut out circle.




3. Measure 10 strips of card
2cm x 12cm. Cut out.




4. Draw around rim of mug
on card. Cut out circle.




5. You have everything
ready to make the basket.




6. Cover yellow circle in glue
& add 10 small strips to
edge of circle (like a sun!)



7. Cover pink circle in glue
& place on top of 'sun'




8. Press 2 circles firmly
together & then bend up 10
small strips.




9. Put glue on end of long pink
strip & bend card to make a
circle. Press ends firmly together.




10. Repeat **step 9** with
all long strips until you
have 4 rings.



11. Thread ring on to yellow
strips. Weave yellow strips in
& out like in picture.




12. Push ring down to
the base of basket.
Glue strips as you go to
secure.



13. Thread another ring
onto basket, make sure
that yellow strips are
weaved opposite to the
way you did first ring.

14. Thread all
4 rings onto basket,
gently pushing
them down so
there are no gaps
in the weaving.
Make sure that you
weave the yellow
strips 'in & out' /
'out & in' & glue as
you go.



15. When you get to the end, glue the yellow
strips that are on the outside of the pink ring &
fold over into basket & press together firmly.

16. The yellow strips that
are inside the pink ring
need to be cut so they are
the same height as the
basket & then glue to pink
ring.

Recipe

Moses baskets



Ingredients:

- 200 grams of milk chocolate broken into smaller pieces in a bowl
- 85 grams of crushed Shredded Wheat broken into a bowl
- Packet of 'Jelly Babies'
- 12 small cake cases

Method:

1. Melt the chocolate in a bowl placed over a larger bowl/pan filled with hot water.
2. Pour the melted chocolate over the Shredded Wheat in another bowl and mix together.
3. Spoon the mixture into 12 small cake cases and then press down the centre of the mixture with the back of the teaspoon to create a basket shape.
4. Place a jelly baby in the centre of the basket where the dip is.
5. Cool the baskets in the fridge for 2 hours until they are hardened.



You will need an adult to help you and supervise in section 1.

Sing

*Born into love and faithfulness,
Born into a grand divine plan
Born into prayers and great promises
Through ups and downs,
held in God's hand.*

A baby was born, born to a slave,
Who knew that this boy had to be saved,
A basket was made made in a way that
In a short while
It would float in great style
by the banks of the Nile.
Born into . . .

The baby was found, found all alone,
By a Princess who said 'Let's take him home.'
His sister, hid near, near the princess, said
'I know just the one to nurse this little son'
and the Princess said 'Done!'
Born into . . .

His nurse was his Mum - Mum to her son,
Aware as time passed the moment would come
Each day she knew, knew as he grew
In a short while he would live in great style
by the banks of the Nile.
Born into . . .

Moses, his name; God had it planned,
Through ups and downs, he was
Held in God's hand.

© 2020 Greg Leavers

Watch this song on video at <https://youtu.be/PEkLYyQTBY8>

For a copy of the sheet music, contact Andy Hughes - ahughes@saintygymuned.org



Games



Jelly Babies game

You will need:

- A packet of Jelly Babies
- 2 bowls and 2 spoons
- Timer

How to play:

- Put the jelly babies in one of the bowls,
- Place the other bowl a short distance away.
- Using the wrong ends of the spoons, move the jelly babies from one bowl to the other - one at a time.
- The point of the game is to see how many you can move in 60 seconds.
- You can try and beat your score with another go or compete against others in your family.



Little reed boat race

This is a good game to play when going for a walk near a stream or small river where rushes grow.

You will need:

- small reeds - enough for each player and some leftovers
- a small stream or river to race your reed boats

Making a boat from a reed:

Picture 1: Take a reed and fold it - about the length of your finger.

Picture 2 + 3: Wind the reed around the fold.

Photo 4: Fold the free end through the centre twice.

Picture 5: Straighten the tail so that it stands up straight like a mast.

How to play:

Everyone puts their little reed boats in the water at the same time. The boat that goes the furthest wins.

